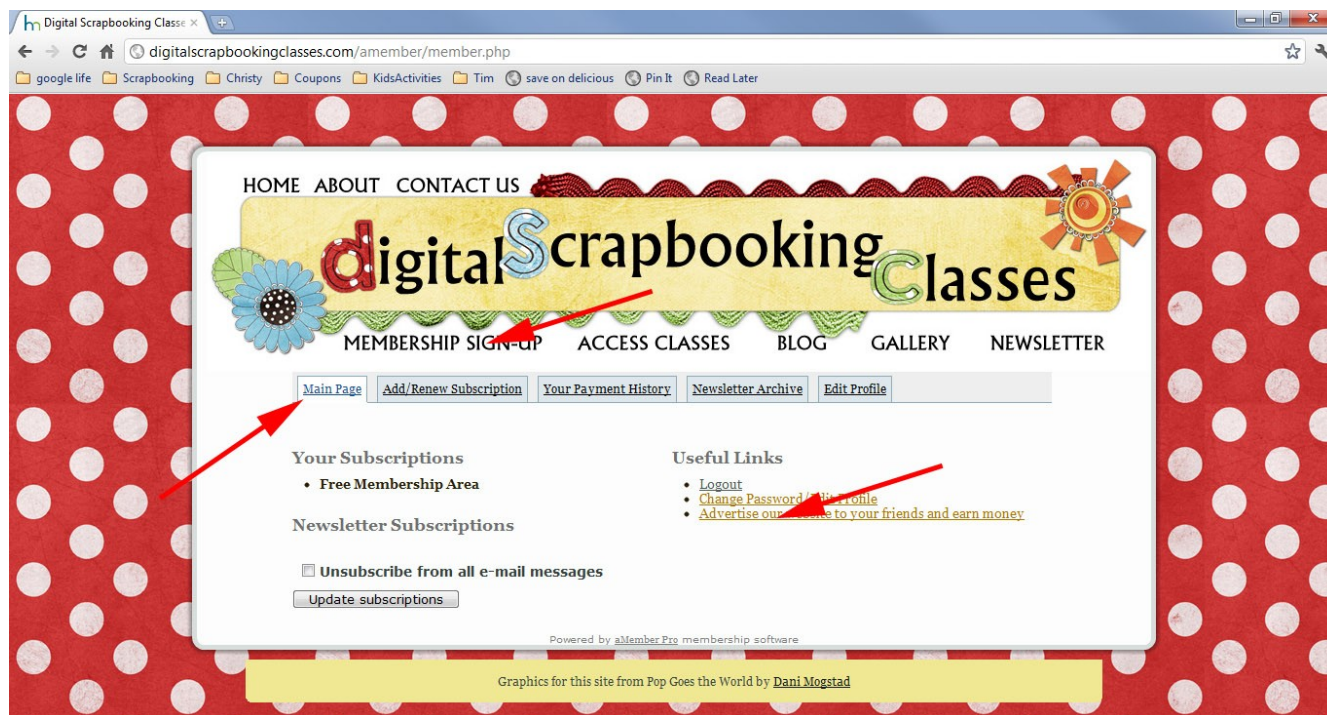


Become an Affiliate

Becoming an affiliate allows you to make some money by referring people to Digital Scrapbooking Classes. You put linked graphics or text on your website, in your digital signature, on your blog, or wherever. If people follow that link and then sign up for a class membership to DSC you will receive 30% of their payment. Each time they renew you will continue to receive 10% of their payments.

For example, if you refer 10 people to sign up for a monthly membership, then each month you could have your monthly membership paid for by your affiliate payments.

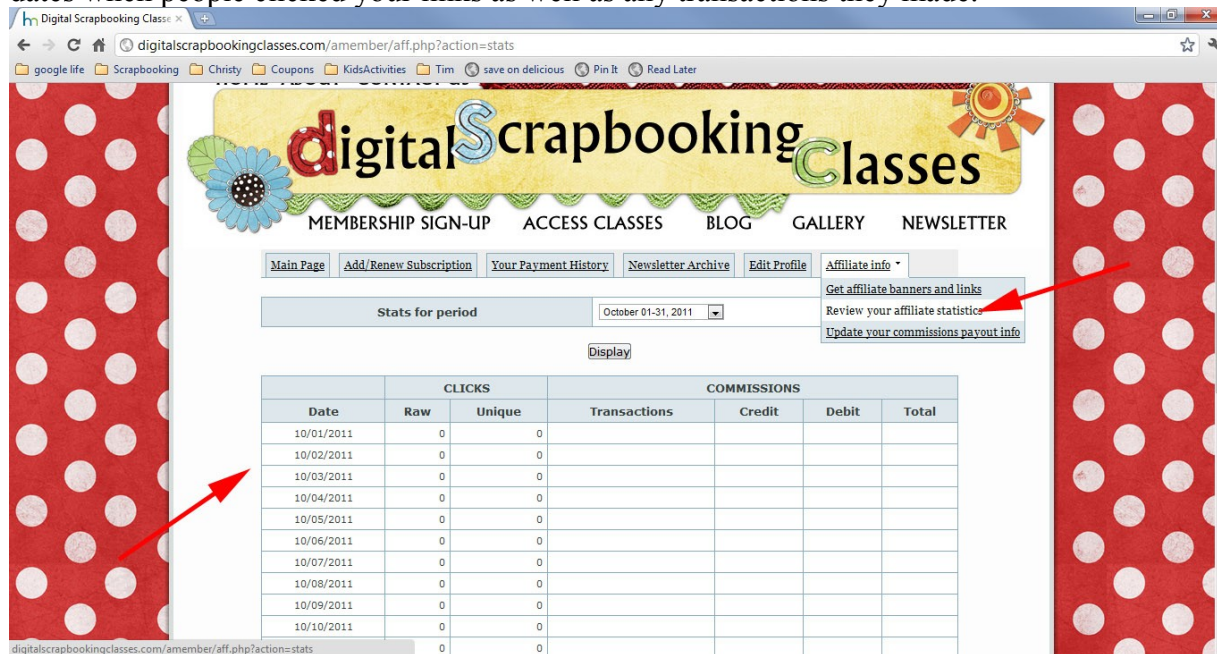
So how do you sign up? Well, you first need to have an account with Digital Scrapbooking Classes – any of our free or paid accounts will do. Then when you click the “Membership Sign-Up” link in our header you will see a bunch of tabs. Click on the left one that says “Main Page.” In the screen that it opens you will see “Advertise our website to your friends and earn money” on the right side. Click this link.



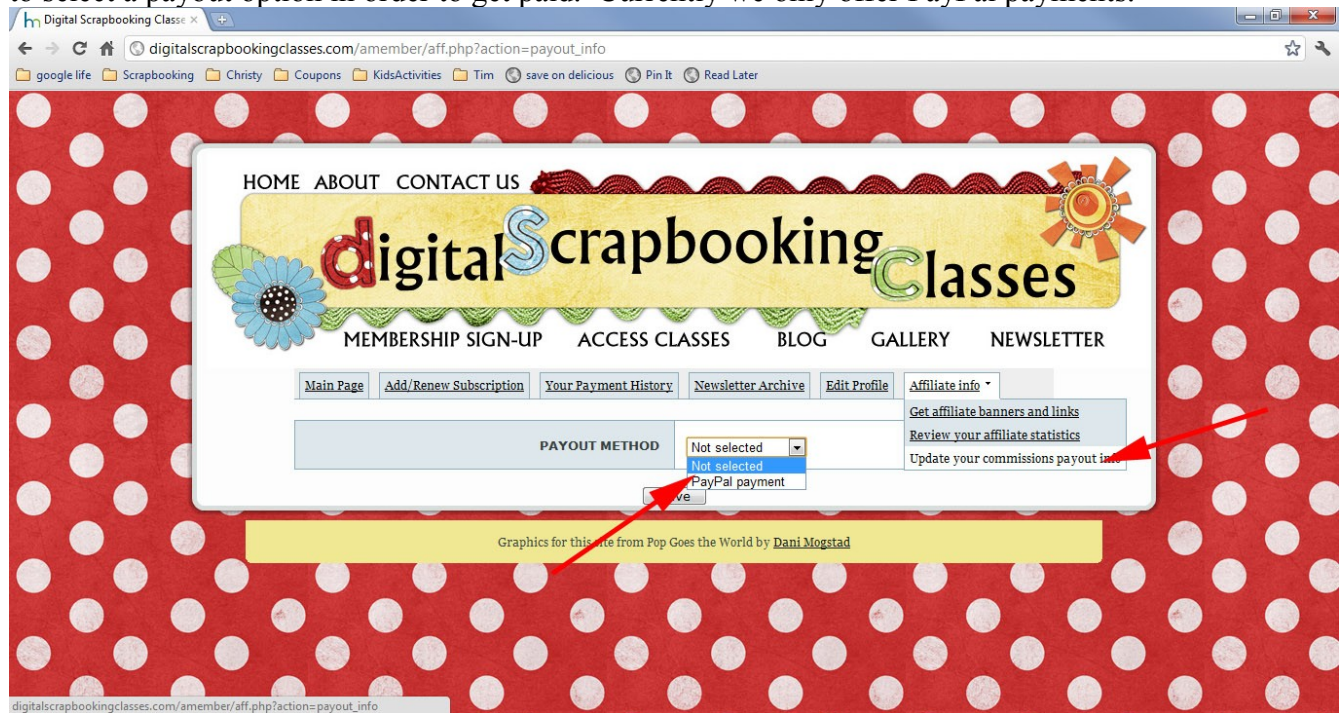
This will open a new tab for you called “Affiliate Info.” Here you will see both text and images that you can put on your web pages. To do this, just click the HTML code – the text that is in blue below. Each text you copy should start with <a and end with . When you post this into the HTML in your web site the text or image will appear and be linked back to our site.



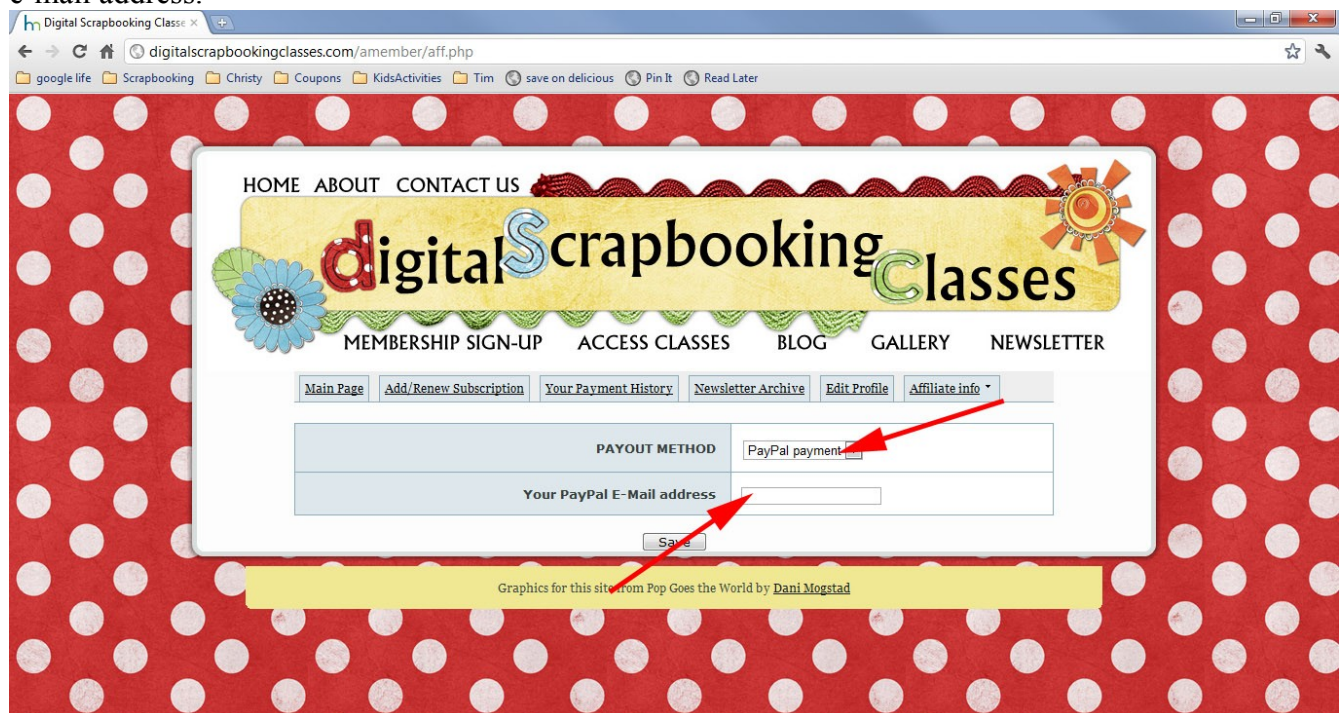
Now if you hover over the “Affiliate Info” tab you will see three options appear. The first link is the screen we just saw. The next says “Review your affiliate statistics.” If you click this you will see the dates when people clicked your links as well as any transactions they made.



Finally, if you click on the third link, “Update your commission payout info” you can see that you need to select a payout option in order to get paid. Currently we only offer PayPal payments.



Once you choose “PayPal payment” from the drop down menu you will see a spot to enter your PayPal e-mail address.



Become an Affiliate

Written by: Christy Haig

And now you are set up as an affiliate. So now, just begin to post the linked text and pictures around. You can always come back to get the html to add or change links too.

If you have any questions, please let me know.

digitalscrapbookingclasses@gmail.com